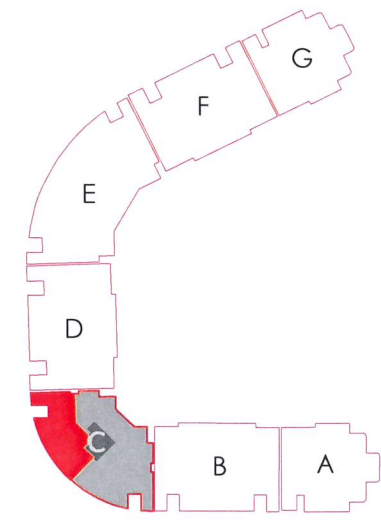




Notes
 - - - - - GFA



C10

1 Bedroom Apartment
 GF Area: 59 sq.m
 External Area: 55 sq.m

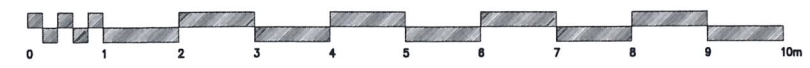
THE SHORELINE^S



JOB : The Shoreline


DWG TITLE : Dimensioned Plan

job no :	scale :	date :
1602	1:100	05/03/2018
drawing no :	printed :	
DP_C10_100	05/03/2018	
drawn	GMM	
checked	CC	
revision :	0	
date	initials	details



scale 1:100

All dimensions need to be checked on site.
 This drawing is for reference only.



This drawing is the copyright of Carter Architectural Studio Ltd. Unauthorized re-use or copying in whole or part is prohibited.

The information given has been prepared in good faith however it is not intended to constitute part of an offer or contract, or create any contractual relationship. The information is indicative and cannot be guaranteed to represent the complete interiors or exteriors of the block and apartment in question. Design, features and specifications of the apartments and the development may be subject to change. Items shown in the apartment are included merely to illustrate the apartment's potential. Total square meters (sq m) are measured on the perimeter basis, including internal walls and excluding service shafts. Any areas, measurements or distances given are approximate. It is not possible to scale exact dimensions from these drawings.